

EFFICIENT

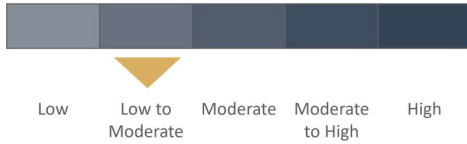
PRIVATE CLIENTS

EFPC Global Wealth Preserver

Fact Sheet

Portfolio Date: 2026/05/31

Risk Profile



General Information

Launch Date	August 2014
Reporting Currency	USD
Minimum Investment	\$100 000
Investment Time Horizon	3 years +
Annual Management Fee	1% ex VAT
Benchmark	EAA Fund USD Cautious Allocation

Investment Committee



Dawie Roodt



Diaan Janse Van Rensburg, CFA



Christiaan Van Wyk, CFA



Eben Louw, CFA, CIPM

Investment Objectives and Strategy

The EFPC Global Wealth Preserver (GWP) Portfolio is a risk-controlled, well-diversified solution actively managed by a team of leading industry specialists. Designed with a cautious, low-equity approach, the portfolio blends cost-efficient instruments across multiple asset classes and global regions. Its objective is to deliver stable, risk-adjusted growth while maintaining a strong focus on capital protection.

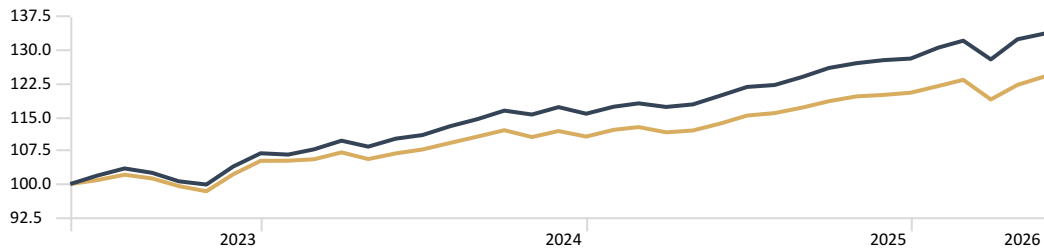
Investor Profile

The EFPC Global Wealth Preserver Portfolio is designed for clients seeking stable offshore exposure with a strong focus on capital protection. With its low-equity, risk-controlled approach, the portfolio aims to deliver consistent, risk-adjusted growth while minimising volatility. This solution is particularly well-suited to investors who prioritise long-term wealth preservation across generations.

Investment Growth

Time Period: 2023/06/01 to 2026/05/31

Currency: US Dollar



— EPC Global Wealth Preserver

— EAA Fund USD Cautious Allocation

Trailing Returns

As of Date: 2026/05/31

	Return
YTD	4.40
1 Month	0.99
3 Months	1.23
6 Months	4.70
1 Year	11.66
3 Years	10.21
Since Inception	11.66

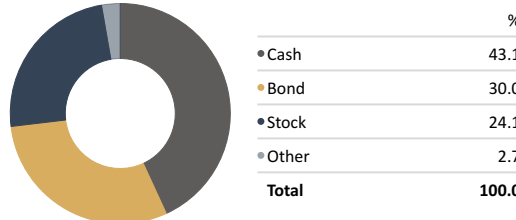
Top 10 Holdings

Portfolio Date: 2026/05/31

	Portfolio Weighting %
Ninety One GSF US Dollar Money Z Acc USD	22.50
Vanguard Total International Bond ETF	15.00
iShares MSCI World ETF	12.00
iShares 0-1 Year Treasury Bond ETF	10.00
Ninety One Diversified Income I Inc 2 £	10.00
iShares JP Morgan USD Em Mkts Bd ETF	7.50
Ninety One GSF Glb StratMgd I Acc £	5.00
iShares Global REIT ETF	5.00
Vanguard FTSE Emerging Markets ETF	5.00
Vanguard High Dividend Yield ETF	5.00

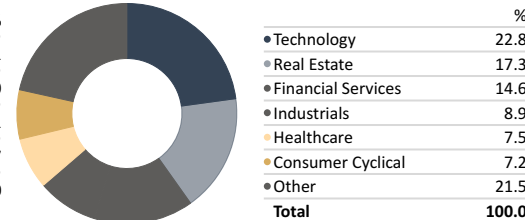
Asset Allocation

Portfolio Date: 2026/05/31



Equity Sectors (Morningstar)

Portfolio Date: 2026/05/31



Monthly Returns - EPC Global Wealth Preserver

Currency: US Dollar

	Jan	Feb	Mar	Apr	May	Jun	Jul	Aug	Sep	Oct	Nov	Dec	Year
2026	1.92	1.20	-3.19	3.54	0.99								3.30
2025	1.36	0.64	-0.68	0.49	1.67	1.63	0.35	1.48	1.63	0.86	0.53	0.28	10.71
2024	-0.27	1.10	1.81	-1.22	1.66	0.73	1.79	1.42	1.66	-0.76	1.44	-1.27	8.32
2023	3.16	-1.64	1.33	0.65	-0.74	1.88	1.59	-0.95	-1.86	-0.72	4.03	2.89	9.83
2022	-1.75	-1.29	0.23	-3.12	-0.17	-3.26	2.65	-1.97	-4.14	1.86	4.07	-1.33	-8.24
2021	-0.28	0.23	0.91	1.56	0.86	0.22	0.55	0.67	-1.75	1.52	-0.69	1.57	5.43

Disclaimer: Efficient Private Clients (Pty) Ltd (EFPC) takes care to provide current and accurate information at the date of formulating this document, but accepts no liability for errors, omissions or any subsequent changes. The information contained in this commentary has been prepared without consideration of the investment objectives, financial situation or needs of any recipient. This document does not constitute a binding agreement between the recipient and EFPC. The document is intended for information purposes only and none of the information contained herein constitutes investment advice or a recommendation, solicitation or offer by EFPC to buy or sell any financial product. Past performance references to historical data, assumptions, targets, benchmarks or examples are as indicators or illustrations only and are not fixed or guaranteed. Similarly, forecasts contained in this commentary involve risks and uncertainties which may result in future outcomes and results that may differ materially from such forecasts. You are accordingly cautioned not to place undue reliance on any historical data, general information or forecasts used in this commentary. EFPC accepts no liability whatsoever for any loss, damage (direct or consequential) or expense suffered by a recipient because of undue reliance placed on any information contained in this commentary. The company, directors and staff may from time to time have interests in shares not mentioned in this commentary. The portfolio's performance numbers are based on a master portfolio tracked in the Morningstar Direct system. Due to differences in costs across stockbrokers and portfolios, these performance numbers are gross of fees. EFPC is an authorised Financial Services Provider (FSP:47481)

Source: Morningstar Direct